

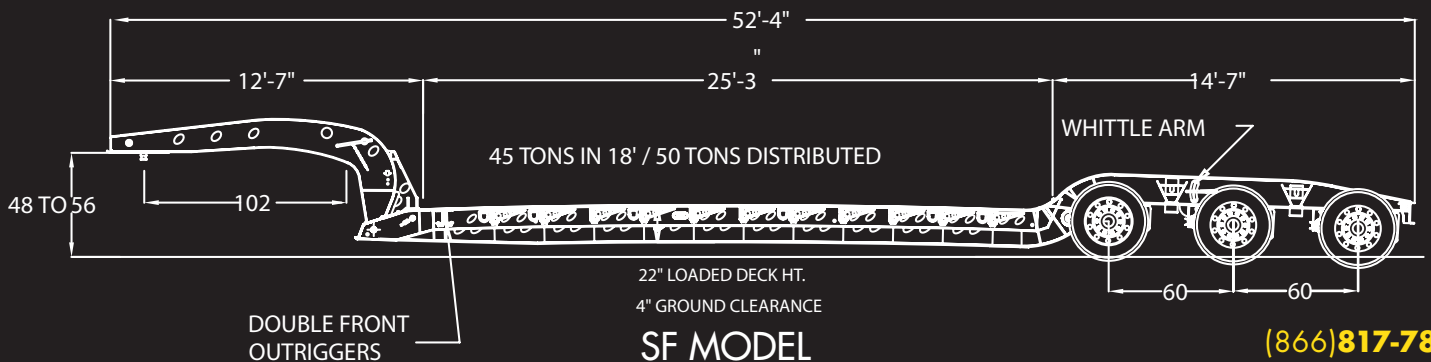
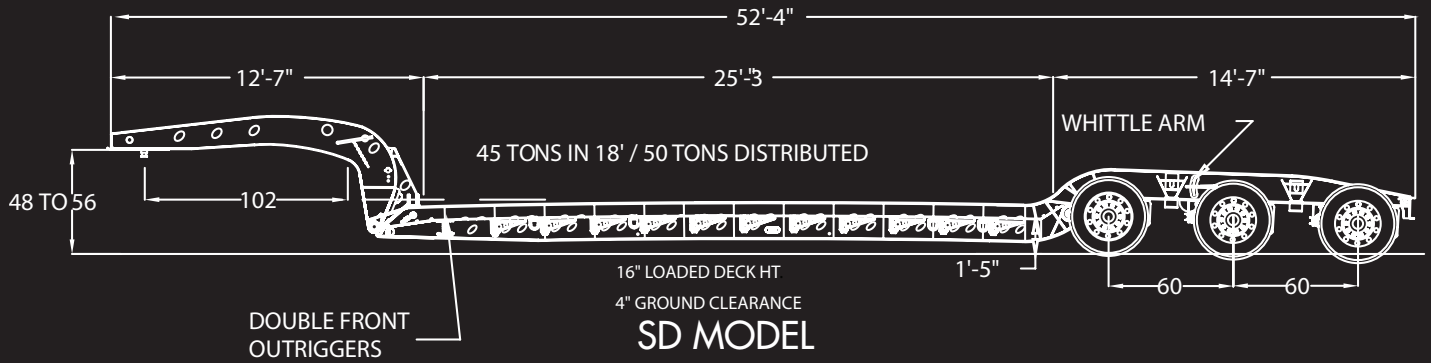

# S MODEL

**Capacity:** 45 tons in 18'  
**O.A.L.:** 25'-3"  
**Deck:** 25'3" x 8'6"  
**Gooseneck:** Hydraulic detachable, non-ground bearing  
**Adjustable ride height:** 4 position height 48" to 56"  
**Deck Storage:** Front and rear of deck  
**Flooring:** 2" Apitong; 2 Bds. outsides only  
**Bogie:** 3 axle fixed deck  
**Outriggers:** H.D. 13 per side  
**Swing Clearance:** 102"  
**Brakes:** 16.5" x 7": air; auto slacks, abs  
**Tires:** 275/70 R 22.5 16 pr  
**Wheels:** Aluminum outside, steel inside  
**Suspension:** Air ride w/auto and manual controls  
**Axles:** 3 ea. 5" dia., 25,000 # capacity  
**Axle Spacing:** 60" centers  
**Electrical:** 12v with LED lighting, modular  
**Finish: Shot blast:** Epoxy prime, polyurethane top coat

## MODELS:

**SF Model Flat Deck**  
 22" loaded deck height

**SD Model Drop Side Rail Deck**  
 16" loaded deck height



(866)817-7838

[www.liddellindustries.com](http://www.liddellindustries.com)